



# Stitch 'n Times

Santa Rosa Quilt Guild  
P.O. Box 9251, Santa Rosa, CA 95405  
September 2019 • Vol. 43 • No. 8

## President's Message

As we approach the second anniversary of the Tubbs fire, I am ever more impressed by the resiliency and compassion that continue to direct our lives today. Many of us may not have lost property, but we all know someone whose life was directly impacted by the devastation. The outreach offered by SRQG members to our own friends, family, and the general community is the very definition of compassion.

As what has now been named the "fire season" gets nearer, we must continue our constant vigilance. Keep the vegetation cleared from around your home; review what's in your emergency supplies and update it as needed. Be sure you have extra water, medications, pet food, and emergency rations available to pack in your car at a minute's notice. Be ready to throw a few quilted treasures in there, too.

If the fires do come again, the air is bound to be dangerous. Keep those N-95 gas masks handy. Afterwards, don't forget to air out your home. When I returned from my last retreat, I opened my sewing room door and the room had a slight odor of smoke trapped in my stock of fabric still there from the fires. I immediately opened the windows and aired it out. It took several days before all the smoke smell dissipated from all that fabric.

Life is not all about quilting (believe it or not), or being concerned about what the future may bring. I challenge everyone to do something that you have not done in a long time, or ever. It can be as simple as visiting a library, eating at a restaurant you have never been to, walking around a town that is new to you, visiting a sick friend, volunteering at a non-profit (Food Bank perhaps), or call a new member of our guild to make them feel welcome; their names are listed in the monthly newsletters.

Remember, we all need each other. Get out and smell the roses!



Genelle Voorhees



The first meeting in our new home. Lots of natural light and an actual projection screen.

You might want to remember to bring a seat cushion for next time.

Otherwise, this is the perfect place for us right now, and we look forward to what the future offers.

# Needle and Thread

By Jim Jensen



## Alana Colburn

When you converse with Alana Colburn, you might detect a trace of a North-Eastern accent. After spending most of her early life in Brooklyn, she moved to California in 1979 and has now spent more than half her life out here. She worked many years as a hair dresser, but then put her organizational skills into running the office and managing the books for her and her husband's auto and truck repair business.

When Alana retired in 2005, she felt the need to find something to replace her workday habits. Alana considered herself a knitter and crocheter, but she had never sewn before. She never even owned a sewing machine. When she went to Village Sewing to inquire about classes, she discovered the allure of fabric. Alana continued to take classes at Village and Material Girl, and after completing several small projects, made her first quilt. She quickly developed a love for fabric and for cutting and piecing, but not so much for the actual quilting.

Alana thrived on going to the quilt store and being around women her age. She joined a mini-group with Genelle Voorhees, Joanie Bellinghausen, Cathy Conover, and others. After Material Girl closed, she took charge of the group and moved it to Village. There she met Betty Upchurch. Betty brought her to the guild and Alana eventually brought the group with her. We're so very fortunate that they all met each other and decided to join us. Of course, Alana's family also provides inspiration because they can't sew themselves and are always very complimentary about her work.

Alana's favorite things about quilting are picking out fabrics and doing the piecing. She tries to challenge herself with each project and likes to do something new every time. She has dabbled with applique, but it's not a favorite. She likes bright fabrics and is currently into teals and grays, black and whites, prints and stripes ... lots of Kaffe Fassett fabrics. Alana is not a traditionalist. The one thing she does collect is butterfly fabrics. She has been collecting them as long as she has been sewing and showed the butterfly quilt she made for herself at a recent Show-and-Tell. (Alana is so into butterflies that she even has one tattooed on her ankle.)



Needle and Thread continued →

## Needle and Thread continued

With all the different techniques she's been learning, needless to say she has quite a few UFOs, around 20. Many are projects she started but was never inspired by enough to finish. She likes to switch from one project to another, and has many going on at the same time. The fact that she lives in a small apartment means that she has to keep everything organized. Alana organizes all her projects and fabric in boxes, coded by color and style. Each project has its own container with all the coordinating fabric. So, everything gets put away after she works on it ... it might be in the kitchen pantry, in the linen closet, in the cabinets in the living room, or even in a separate dresser in the bedroom, but she knows where everything is.

Alana is mostly a home quilter, but also enjoys going to retreats with friends. When she quilts at home, she will do all her cutting one day and put it away. Then she will sew the next day and when she is done, put it away. Everything goes in its proper place.

Did I mention that Alana is very organized? She has offered her organizational skills to some folks in the guild to make their sewing spaces more efficient. Those skills really shined during the aftermath of the fires in early 2018. The guild was inundated with donations from all over the world with boxes and boxes and boxes of fabric and notions. Alana was steadfast in helping organize the chaos. After we had gone through all of the boxes and put some of the fabric into storage, she reorganized all the stored fabric into baskets to raffle for the Tri-Guild luncheon that year. What a huge project! But she really enjoyed doing it.



One of Alana's favorite groups to work with is DAAC (Drug Abuse Alternatives Center), the counselling center that helps young women redirect their lives and learn life skills. For 10 years, she and a group of women have hauled their sewing machines, notions, and fabrics to the DAAC center to teach the women how to make small projects, like pillow cases, book covers, table runners, and aprons. Not only does she teach the women a skill, but she it also gives her the opportunity to provide counseling to young women in need of a compassionate ear. Alana says it's very fulfilling work.

She is so happy that Betty introduced her to the guild. Alana is very impressed with how everyone loves being together during the meetings. Everyone is so encouraging during Show-and-Tell; there are no quilt police. It's a great group of women and men who always try to make each meeting better than the one before.

We're all very happy that Betty introduced her to the guild, too.

Now how do I get some of that organizational skill to rub off on me?

Jim

# Programs and Workshops

A calendar with the full schedule of this year's programs and workshops is available on our website at <http://www.santarosaquiltguild.org/programs.php>

September 20, 2019

Betty Upchurch

Free Workshop: "Holiday Hangers"

\$25.00 Kit Fee



Our own Betty Upchurch is offering a free workshop to teach us how to make these fun "Holiday Hangers."

Patterns available are "Witchy Bitch," "Snowman," "Santa," and "Mini-Santa." You will need to buy a kit from Betty for \$25 each.

The kit includes material, pattern, and some embellishments, but Betty encourages you to bring some of your own embellishing touches to make your hanger even

more fun. The workshop will take place in the Dining Room on the east side of the Vets Building.



## A Note from the Programs and Workshops Chair

My thanks go to Wendy Feist and Mary Wood for their help and support during the past two years in which they helped select, announce, and assist with the smooth running of the lectures and workshops. In addition, I would like to thank **YOU**, the membership, for your constant support, positive comments, and participation in the various workshops. It has been a pleasure to serve you as Program/Workshop Chair.



Janice Rodgers

## What's in store for 2020?

Are you ready for 2020???

Yes, we are already busy lining up the Program lectures and workshops for our Guild for next year. I don't have all the details finalized yet, but I

thought our members would enjoy hearing some highlights. There are lots of things to look forward to next year!


Some of the teachers you can expect to see will include Mel Beach, Lisa McKissick, Jenny Lyon, Cindy Meyers, April Sproule, Linda Ballard, Carol Ziogas, and the team of teachers Sue Fox and Julia McLeod from Silk & Salvage. If you are planning to take a class elsewhere with any of these teachers, please feel free to contact me with your questions.

Workshops will include modern quilting, memory collages, free motion quilting, the most amazing placemats I have ever seen, working with silk in quilts, traditional quilts, and even some Boro Japanese hand stitching. There should be something for everyone, and I hope that our members will enjoy the variety of topics and teachers. I will be sharing all the details in September, including access to signing up in advance for any workshop. Watch for announcements at the meetings and by email.

This has been a year for location changes for our Guild. After discussing the options available to us for workshops with a few of our members, I have decided to return to the Luther Burbank Garden Center for our workshops in 2020. This offers us more classroom space to work, and an easy parking situation. As most of us know, the bathrooms there are more of a challenge for some, but we have come up with a plan for those that might need it. If any member has any other concerns, please contact me so that I can find a solution! We want to make the workshops enjoyable and available to all our members.




## Founders' Day Luncheon



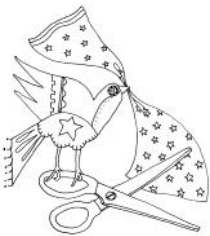
Don't forget our second meeting in September is our Founders' Day luncheon. Since we have moved to our new "digs," the theme is **"Up! Up! And Away!"**

This will be the first time the hospitality crew will be using the kitchen so let's hope it works out! We will be asking everyone for a dish and/or drinks (we won't have our usual ice tea).

So grab your suitcase, scarf, and passport and join us on this "journey" to the beyond!

 Carolle LeMonnier

## Friendship Block



I cannot believe that we are just zooming through summer. Before we know it the holidays will be knocking on our doors. Isn't this the perfect time for you to request some blocks to be made for you? The Friendship Block department is sorely lacking

blocks. Come up with some ideas, let's put one into motion and get some beautiful blocks made just for you. All guild members are invited to make Friendship Blocks. If you want to request blocks for your own quilt, you will need three or more friendship block credits to start. Need more information? Just contact me. I would love to talk with you!

 Heidi Mitarai

## New Members

We always celebrate the addition of new members to the Santa Rosa Quilt Guild, and appreciate the new energy and ideas they bring with them.

Please make it a point to extend a warm welcome to these new members who joined us in August.


Hilary Gruendle

J. Gruendle

Deborah Buse

Sue Roberts

Welcome!

 Jan Andrews



Don't think about making art, just get it done. Let everyone else decide if it's good or bad, whether they love it or hate it. While they are deciding, make even more art.



Andy Warhol

## Sew-a-Row

Thank you all for all your participation in Sew-a-Row. Summer is winding down, although you could not tell that by our 100 degree temps. Sew-a-Row continues to blossom and there are several rows completed already! There are still many rows that really need some love. Please stop by and check out what may spark your interest. See you all at our next meeting.



 Jeanne Parent



## Sewlutions

Have you had a time or two that your machine was acting up and you couldn't figure out what in the world was wrong? Tension correction should be your first proactive measure to troubleshoot this problem. If you are unclear on the steps necessary to tackle this, here are some helpful tips:



The first thing to do when troubleshooting tension issues is to rethread your machine top to bottom. Take out the top thread, and start over, making sure the thread snaps between the tension plates. If you lower the presser foot and give the thread a little tug, it should be hard to move. As long as the presser foot is up, the plates will be separated.

Next, check the dial (if your machine has one) to make sure the thread is settled in nicely. Next, make sure your tension is set on an average setting (most machines this is between 3-5). Of course, if you are using thicker thread you might have to go lighter on the tension. Then, make sure your needle is big enough to get the thread through the fabric; a common tension issue is caused by the needle punching too small a hole for the thread making the machine skip stitches or shred the thread. Here are two easy to remember rules of wisdom regarding tension that can help you to understand the concept: Fixing the too tight top tension is "Lefty-Loosey", turn your tension dial to the left. Alternatively, if the top tension is too loose, fix it by turning the dial to the right, "Righty-Tighty".

 Toni Anderson

## Opportunity Quilt


### "Stargazer"



Just a reminder that we have plenty of tickets available to sell for the 2020 Opportunity Quilt Raffle.


We need your help to meet our goals which will help to offset some of the Guild expenses. Thank you to all that have purchased and

sold tickets already. We still need ticket sellers at our meetings.

 Frances Evans  
Alana Colburn

## Sonoma County Fair

We had a great presence at the fair this year with 61 of the 140 quilts entered. We won 47 ribbons. Yahoo!! Congratulations to all who won and kudos to all who entered, especially to those for whom this was the first time. Wasn't it fun to see your hard work displayed for the world to see? Thank you to all the quilting demonstrators who worked every day. I hope you had fun and enlightened the public about our craft.



Here is the list of Santa Rosa Quilt Guild winners:

Elizabeth McDonnell	Best Use of Hand Quilting, 2 Firsts
Andrea VanVoorhis	Best Use of Color and Design, Second
Mary Ann Allen	First
Elizabeth Anderson	First, 2 Seconds, Third, Fourth
Mary Cordill	First
Elaine Ramires	First, Third
Louise Ost	First
Kathy Carrick	First, Fourth
Carol Reed	Third
Linda Salomon	Second, Third
Cheryl Dudley	Second
Mary Ann Hayre	First, Second, Third
Rhonda Denny	Second
Ellindale Wells	Third
Jackie Pitts	Fourth
Christy Detweiler	Second
Pam Brown	Fifth
Elaine Tucker	First, Third
Lyra Bobo	First, Third
Genelle Voorhees	First
Caroline Pope	2 Seconds
Janice Rodgers	Third
Patti Bassignani	First
Betsy Smith	Second
Elizabeth Park	Second, Third, Fifth
Carole Behlke	First, Third
Toni Anderson	Fifth
Elizabeth Marrs	First
Marlene Sullivan	First
SRQG	Fifth
Pam McVey	Fourth
Piper Sagerman	Youth Award for Best Use of Color and Design

 Pam McVey



# Library News

## I HAVE ADDED SOME UPDATES TO THE LIBRARY REPORT DUE TO OUR MOVE FROM THE SCOTTISH RITE.

\*\*\*Because our library books, magazines, and DVDs are currently in a storage unit, email Sharon "the Librarian" Fry with your requests for items.\*\*\*

The following is a list of the books that came into our possession since our last newsletter. For images of the covers and more detailed descriptions of the items, just click on LIBRARY on our website [www.santarosaquiltguild.org](http://www.santarosaquiltguild.org) Linda Hooper has written easy-to-understand directions about how to utilize the library site. To locate her instructions, click on the underlined "here" in the second paragraph at the top of the library page. Let me know if you would like guidance with the site and we'll sit down at the Library's laptop computer after a meeting. *A hint: if you are looking for an author, remember to type in the last name first, and if you are searching for a book title, type in the first "important" word leaving the a, an, and the's 'til the end.*

Want to know what our Go! Baby Accuquilt cutting system is all about? Type in Go! in the Search box at the top of our website's Library page and learn not only what it is, what it does, but also find a list of our dies. You can also find all of our Go! "toys" listed at the bottom of the Library's Home Page on our website. Our thanks to guild member Mary Reder for sharing her Go! Baby cutting machine with us. Also, a thank you to Linda Silva for giving our guild the next-larger size of cutter and many dies that she won in a raffle. Reserve the machines and dies just like a library book. Yes – we give (free) lessons! **NOTE: CONTACT JAN "MS. SUNSHINE" WESTERMAN TO BORROW THE MACHINES AND DIES.**

Our brand new library items:

**QUILT IT!** By Barbara Chainey – 400 ideas for hand or machine quilting pieced and appliquéd designs – a donation

**THE QUILTMAKERS** – Eight Workshops from the Very Best (Lynette Jensen, Petra Prins, Carolyn Forster, Lynette Anderson-O'Rourke, Lynne Edwards, Joanna Figueroa, Janet Bolton, Marsha McCloskey – something for every taste – a donation

**"Block" – Summer 2019, Volume 6, Issue 3** – by Jenny Doan and The Missouri Star Quilt Company – Many good patterns, but my favorites this time are: a Clam Shell that is EASY, a Grandmother's Flower

Library News continued →

## Library News continued

Garden Hexagon that is PIECED, and a Scrappy Granny Square where the points are cut off! Article about the production of the publication. A very nice donation to our library.

Be sure to let me know if you find an item that our library "needs" (books, DVDs, and Go! Baby dies, magazines).

*Have you pawed through the ever-growing box of rulers, templates, and stencils that have been donated to our library for members to check out? **NOTE: BETTY UPCHURCH IS STORING THE STENCILS, AND HEIDI MITARAI HAS THE RULERS AND TEMPLATES AT HER HOME.***

Need a fabric pen to sign a block? Sharon 'the Librarian' Fry will loan her personal collection during meetings. Tip: Iron a piece of freezer paper to the back of the area before signing so the fabric stays taut.

And don't forget that we have magazine subscriptions to:

FONS AND PORTER'S LOVE OF QUILTING, AMERICAN QUILTER, QUILTMAKER, QUILTING ARTS MAGAZINE, and MODERNE (from Quiltmania).

We also have many past issues of:

PRIMITIVE QUILTS AND PROJECTS, MINIATURE QUILTS, Japanese magazines, QUILTMANIA (European), and QUILTERS NEWSLETTER (all of the issues since the very beginning until October 2016 when, sadly, they quit publishing).

Check out as many of our more than 3,468 books, DVDs, and CDs, plus magazines, (and Go! Cutting equipment, templates, stencils, and rulers as you wish) ~ just remember to return them to the very next meeting, pretty please, as there are so many members in the guild who also wish to use the items.

Our library needs many, many volunteers. You do not need to formally sign-up to help – we'll take whatever time you can spare before or after any meeting. If you do not like the job you are given, don't be shy – let us know what you would rather do. I can never thank everyone enough for their assistance and support with making our library the best in the entire world!

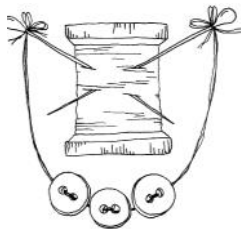


Sharon  
'The Librarian'  
Fry

## Community Quilts

We hope you have all had a good summer and are settling into our new quilt home. The end of the year will soon be here. As we near the end of the year, we will be sharing our quilts with the community. Lap sized quilts for all ages are especially needed this year. Simple straight line quilting is great for these quilts. You don't need to be doing fancy free-motion quilting on them. If you need batting or backing for a community quilt, talk to Laura or Janet. We also can give you a quilt to quilt at home.

Our last Quilt-a-thon will be Thursday, October 3. Make sure it's on your calendar. It is always a fun day at guild. Thank you for all the beautiful quilts.



Pam Beebe  
Laura Barrett  
Nancy Stedman  
Janet Tonkin

## COMMUNITY QUILT SIZES

If you are making donation quilts on your own, these are the approximate sizes most needed.

32" x 40" Baby Quilts	For Sutter and Memorial NICUs, Public Health nursing, and teen moms. We provide kits for making the tops, or you may use your own fabrics.
40" x 60"	For Valley of the Moon and other organizations serving children in need. Please use bright colors for young children or fabrics that will appeal to teenagers.
50" x 65"	For 18 year olds aging out of the Foster Care system, and for women residing at the YWCA Safe House.
40" x 60"	Lap quilts for adults to be handed out by Secret Santa, women being served by Verity, seniors in local convalescent hospitals, and others.
Doll Quilts	For little girls and boys. We collect them throughout the year and donate during the holidays.

*SSS*.....

## Block-of-the-Month



Welcome to SRQG "Stash Busting, Traditional, Simple, and Can You Say 'Hmm!' Block-of-the-Month for 2019.

September's block is called "Primary Squares." Rainbow-colored fabric and a stash busting pattern will make this block fun to sew!

Go to our website, [www.santarosaquiltguild.org/block.php](http://www.santarosaquiltguild.org/block.php) for all the details of this fun block. We hope you enjoyed June/July's patriotic block! Congratulations to winners Pam Brown and Betsy Smith.



Betsy Smith  
Nadine Heppell

## Technique Sharing Workshops

Many thanks to Betsy Smith who did TWO TSW presentations in August!

We will not have a TSW in September; however Metha Schuler will be showing us how to make her popular tote bags at the meeting on October 17th. Our TSW's all start promptly at 12:30 in order to be completed by 1:30 when we have to vacate the meeting space.

Remember to sign up with me as soon as possible to reserve your table for the November 7th arts and crafts sale. I will have information sheets regarding this fun event at our next meeting. See you soon!



Bonnie Butler-Sibbald



*Cheryl Ogle, Joy McGoran and Sharon Fry  
... a few of our members of the moving crew who  
worked so hard packing, moving, and  
unpacking the storage unit. We are so grateful!*

# 2019 Elected Board & Committee Chairs

## 2019 EXECUTIVE BOARD

President  
Vice President  
Treasurer  
Secretary  
Program Chair  
Program Chair Elect  
Parliamentarian  
Members-at-Large

Genelle Voorhees  
Jan Nilsen  
Carole Behlke  
Jan Andrews  
Janice Rodgers  
Ann Nolen  
Chris Nolen  
Toni Anderson  
Vicki David  
Pam McVey  
Heidi Mitarai  
Margo Pitter  
Mary Wood

Email Coordinator \*  
Fair Liaison  
Field Trip  
Friendship Blocks \*  
Historian \*  
Hospitality \*  
Library \*  
Membership \*  
Newsletter Editor  
Nominating Committee\*  
Opportunity Quilt Ticket Sales \*  
Sew-A-Row \*  
Sewing Room Sale  
Sunshine \*  
TSW (Technique Sharing Workshop) \*  
UFO Challenge  
Videographer \*  
Website\*  
Welcoming Committee  
Past President

Sharon Fry  
Pam McVey  
Marsha McAlpin  
Heidi Mitarai  
Sharon Fry  
Carolle LeMonnier  
Sharon Fry  
Jan Andrews  
Jim Jensen  
Chris Nolen  
Frances Evans  
Jeanne Parent  
Joy McGoran  
Jan Westerman  
Bonnie Butler-Sibbald  
Ellindale Wells  
Linda Hooper  
Linda Hooper  
Rhonda Denny  
Jim Jensen

## 2019 COMMITTEES

Block-of-the-Month\*  
Boutique \*  
Budget  
Challenge Quilt  
Community Quilts \*  
Corresponding Secretary  
Crafts Fair

Betsy Smith  
Betty Upchurch  
Carole Behlke  
Elizabeth Marrs  
Laura Barrett  
Janice Juul  
Bonnie Butler-Sibbald

\* Standing Committee

# Remember!

- NAME TAG • SHOW AND TELL • BEVERAGE CONTAINER •
- LIBRARY BOOKS • LUNCH • NO PETS • NO FRAGRANCES •
- REUSABLE PLATE AND FORK • CELL PHONE ON SILENT •

## SRQG 2019 Calendar

### SEPTEMBER

- 5**      **General Meeting**  
UFO Challenge is due.  
Santa Rosa Veterans Memorial Building  
West side of building.
- 19**      **Founders' Day Potluck**  
Guild Awards Presented  
Santa Rosa Veterans Memorial Building  
East side of building.
- 20**      **Free Workshop**  
Betty Upchurch - Holiday Hangers  
\$25 kit fee  
BYOL  
Santa Rosa Veterans Memorial Building  
East side of building.
- 26**      **Board Meeting**  
Location TBA

### OCTOBER

- 3**      **General Meeting**  
General Meeting  
Quiltathon  
Officer Nominations Announced  
East side of building.
- 17**      **Program Meeting**  
Program: TBA  
TSW: Metha Schuler - "Market Bags"  
East side of building.
- 17**      **Bus Trip to PIQF**
- 18**      **Placemat Workshop**  
Placemats for Meals-on-Wheels  
Village Sewing Center  
506 Lewis Rd., Santa Rosa
- 24**      **Board Meeting**  
Location TBA



# Santa Rosa Quilt Guild Affiliates

## BAY QUILTS

Sally Davey & Abbey Shane  
5327 Jacuzzi St. #3-C  
Richmond, CA 94804  
(510) 558-0218

<http://bay-quilts.shoplightspeed.com/>  
[sfbayquilts@gmail.com](mailto:sfbayquilts@gmail.com)  
daveysally49@gmail.co

Monday - Friday 10:00 - 6:00  
Saturday - Sunday 12:00 - 5:00

## BOLT FABRIC AND HOME

Kate Barrett  
219 N. Cloverdale Blvd.  
Cloverdale 95425  
894-2658

Tues. - Sat. 10:00 - 6:00  
Sunday 11:00 - 4:00

<http://www.boltcloverdale.com/>  
[info@boltcloverdale.com](mailto:info@boltcloverdale.com)

10% discount for SRQG members

## BROADWAY QUILTS

Gery Rosemurgy, Owner  
20525 Broadway  
Sonoma, CA 95476  
707-938-7312

[www.broadwayquilts.com](http://www.broadwayquilts.com)


Mon-Sat 9:30-5:30, 11-3 Sunday

## CLOVERDALE QUILTING

Margaret Davids, Owner  
111 Lake St.  
Cloverdale, CA 95425  
415-577-8407

<https://www.cloverdalequilting.com/>  
[cloverdalequilting@gmail.com](mailto:cloverdalequilting@gmail.com)

Hours by Appointment



## MEISSNER SEWING & VACUUM CENTER

James Meissner, Owner  
P.J. Lytton, Store Manager  
Authorized Baby Lock, Brother, Bernina,  
Janome and Gammill Dealer  
1455 Santa Rosa Ave.  
Santa Rosa, CA 95404  
707-575-5259

<http://www.meissnersewing.com/>

Mon - Fri: 10:00 to 6:00  
Saturday: 9:00 - 5:00

## MARIAN'S MAGIC NEEDLE QUILTING

Custom Machine Quilting  
Marian Drain  
1140 Sanford Ranch Rd.  
Ukiah, CA 95482  
472-0195

Hours by Appointment  
[cuddletimequilts@me.com](mailto:cuddletimequilts@me.com)

## QUILTED ANGEL

Barbara Meikle  
200 G Street  
Petaluma, CA 94954  
707-763-0945  
Seven days a week  
11:00 - 4:00

<http://quiltedangel.com/>

## QUILTED VINE

Machine Quilting  
Lynda McLean  
2080 Mt. Olive Way  
Santa Rosa, CA  
707-528-4256  
707-318-1940

Hours by Appointment  
[quiltedvine@sbcglobal.net](mailto:quiltedvine@sbcglobal.net)

## VILLAGE SEWING CENTER

John Furtado  
506 Lewis Rd.  
Santa Rosa, CA 95404  
707-544-7529  
Monday - Friday 10 am to 6 pm  
Saturday 10 am to 5 pm  
<https://villagesewing.com/>  
[john@villagesewing.com](mailto:john@villagesewing.com)

**Meissner**  
Sewing & Vacuum Centers

**MEISSNER SAVINGS COUPON**

Exclusive for Guild Members!

**20% OFF**

**IN-STOCK ACCESSORIES & NOTIONS\***

\*Discount taken from MSRP on in-store purchases. Not valid with any other offers. Selection varies by location. In-stock items only. Some restrictions apply. See store for details.



**Visit us at our NEW home at 1455 Santa Rosa Ave.**  
Now with more space for in-store events, fabric, and more of the products you love!





www.MeissnerSewing.com

PROUD TO BE AN AUTHORIZED DEALER  
*Availability varies by store.*



<b>Sacramento</b> 2417 Cormorant Way <b>(916) 920-2121</b>	<b>Folsom</b> 98 Clarksville Rd., Ste. 130 <b>(916) 984-7071</b>	<b>Roseville</b> 9250 Fairway Dr., Ste. 110 <b>(916) 791-2121</b>	<b>Santa Rosa</b> 1455 Santa Rosa Ave. <b>(707) 575-5259</b>	<b>San Jose</b> 4688 Meridian Ave. <b>(408) 264-4880</b>
--	--	---	--	--



## Local Quilt Guilds

- |   |   |  |
|---|---|--|
| <b>NORTHERN CALIFORNIA QUILT COUNCIL</b><br><a href="http://www.ncqc.net/">http://www.ncqc.net/</a>   | <b>Moonlight Quilters of Sonoma County</b><br><a href="http://www.mqsc.org/">http://www.mqsc.org/</a>                                       | <b>Petaluma Quilt Guild</b><br><a href="http://www.petalumaquiltguild.org/">http://www.petalumaquiltguild.org/</a>                             |
| <b>Carquinez Straight Stitchers (Benicia)</b><br><a href="http://www.cssquilter.org/">http://www.cssquilter.org/</a>                                | <b>Mt. Tam Quilt Guild (Marin County)</b><br><a href="http://www.mtqg.org/">http://www.mtqg.org/</a>  | <b>Piecemakers Quilt Guild of So. Alameda Co. (Fremont)</b><br><a href="http://www.piecemakersguild.org/">http://www.piecemakersguild.org/</a> |
| <b>Diablo Valley Quilters (Danville)</b><br><a href="http://www.diablovalleyquilters.com/">http://www.diablovalleyquilters.com/</a>                 | <b>Napa Valley Quilters Guild</b><br><a href="http://www.napavalleyquilters.org/">http://www.napavalleyquilters.org/</a>                    | <b>San Francisco Quilters Guild</b><br><a href="http://www.sfquiltersguild.org/">http://www.sfquiltersguild.org/</a>                           |
| <b>East Bay Heritage Quilters (Albany)</b><br><a href="http://ebhq.org/">http://ebhq.org/</a>   | <b>North Wind Quilters Guild (Fairfield)</b><br><a href="http://www.northwindquiltersguild.com/">http://www.northwindquiltersguild.com/</a> | <b>Santa Clara Valley Quilt Association (Campbell)</b><br><a href="http://www.scvqa.org/">http://www.scvqa.org/</a>                            |
| <b>Guild of Quilters of Contra Costa County</b><br><a href="http://www.gqccc.org/">http://www.gqccc.org/</a>  | <b>Pacific Piecemakers Quilt Guild (Gualala)</b><br><a href="http://www.pacificpiecemakers.org/">http://www.pacificpiecemakers.org/</a>     | <b>Sonoma Quilters United in Loose Threads</b><br><a href="http://sonomaquilt.webs.com/">http://sonomaquilt.webs.com/</a>                      |
| <b>Ladies of the Lake Quilt Guild (Kelseyville)</b><br><a href="http://www.llqg.org/">http://www.llqg.org/</a>                                      | <b>Pajaro Valley Quilt Association (Aptos)</b><br><a href="http://pvqa.org/">pvqa.org</a>   | <b>Vallejo Piecemakers (Vallejo)</b><br><a href="http://vallejopiecemakers.org/">http://vallejopiecemakers.org/</a>                            |
| <b>Mendocino Quilt Artists Guild (Ukiah)</b><br><a href="http://mendocinoquiltartists.blogspot.com/">http://mendocinoquiltartists.blogspot.com/</a> | <b>Peninsula Quilters Guild (Redwood City)</b><br><a href="https://www.peninsulaquilters.org/">https://www.peninsulaquilters.org/</a>       |  |
| <b>Monterey Peninsula Quilters Guild</b><br><a href="http://www.mpqg.org/">http://www.mpqg.org/</a>   |   |  |

# SANTA ROSA QUILT GUILD



## CONTACT INFORMATION

### PRESIDENT

Genelle Voorhees  
president@srqg.org

### VICE PRESIDENT

Jan Nilsen

### NEWSLETTER EDITOR

Jim Jensen

### MEMBERSHIP

Jan Andrews, Sue Gragg,  
and Vicki David

### PROGRAMS

Janice Rodgers

## MEETINGS AND MEMBERSHIP

The Santa Rosa Quilt Guild meets the first and third Thursdays of each month (in December only one meeting is held on the first Thursday) at 10:00 a.m. at the Santa Rosa Veterans Memorial Building, 1351 Maple Street, Santa Rosa, California.

Membership dues are \$35 per year. The calendar year is January to December; new members' dues are prorated. Regular meetings, special programs, use of the extensive library, and special discounts from some affiliates are benefits of membership.

## MEETING ETIQUETTE

- ◆ **Please avoid chit-chat while someone is speaking to the group.**
- ◆ Please peruse the Silent Auction and Boutique before or after the meeting--not during the meeting.
- ◆ Please, do not browse the speaker's sales table during the meeting.
- ◆ Please set your cell phone to silent mode or turn it off, and do not take photographs during presentations.
- ◆ At Speaker Meetings, please move to the center of the rows and eliminate empty seats so late-comers will be able to find a seat and not disturb the group.

*Thank You Sew Much!*

